

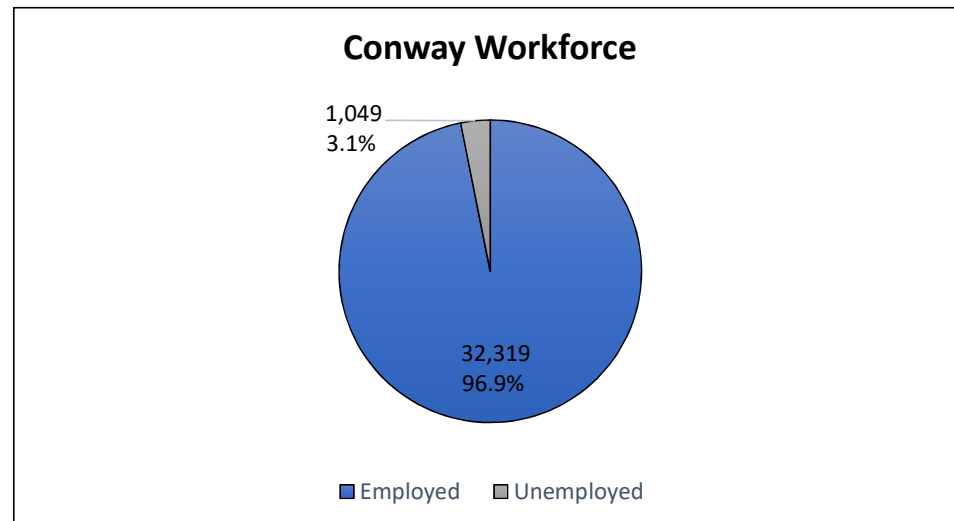
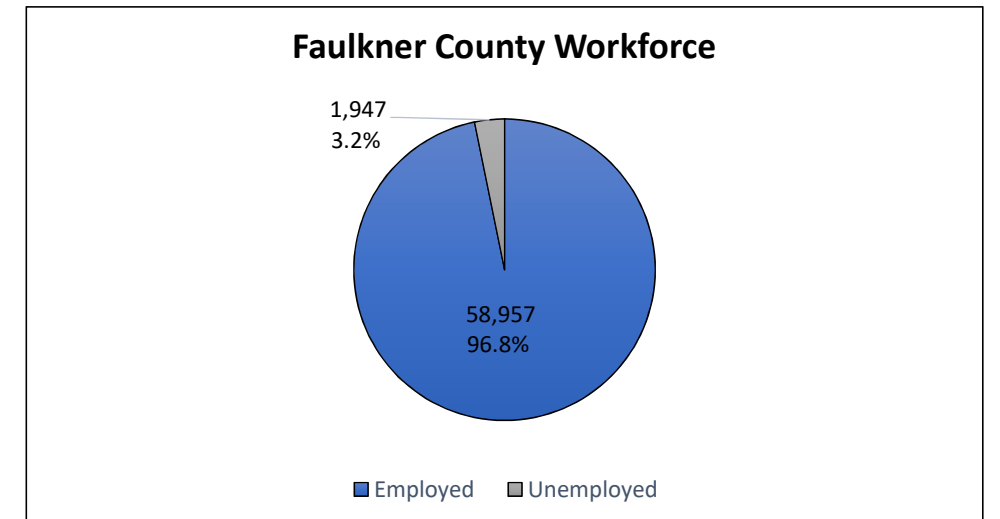
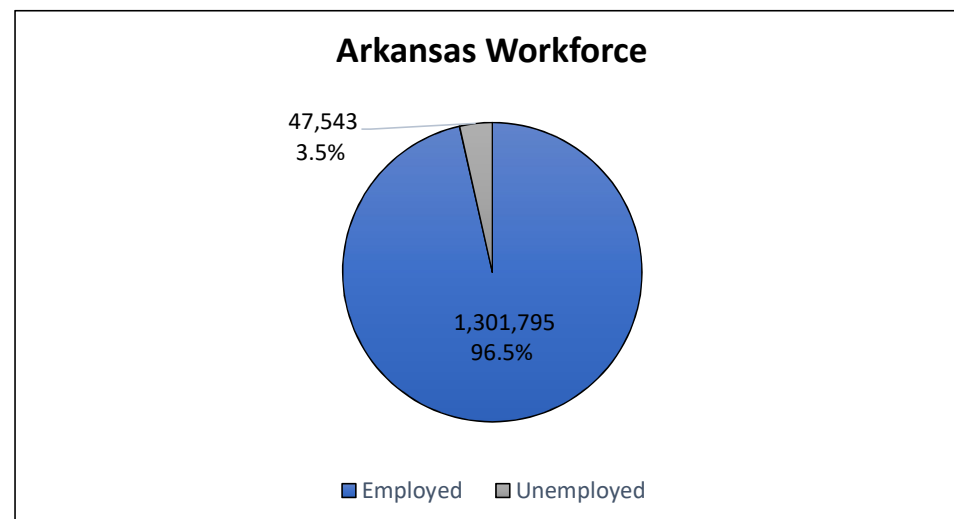
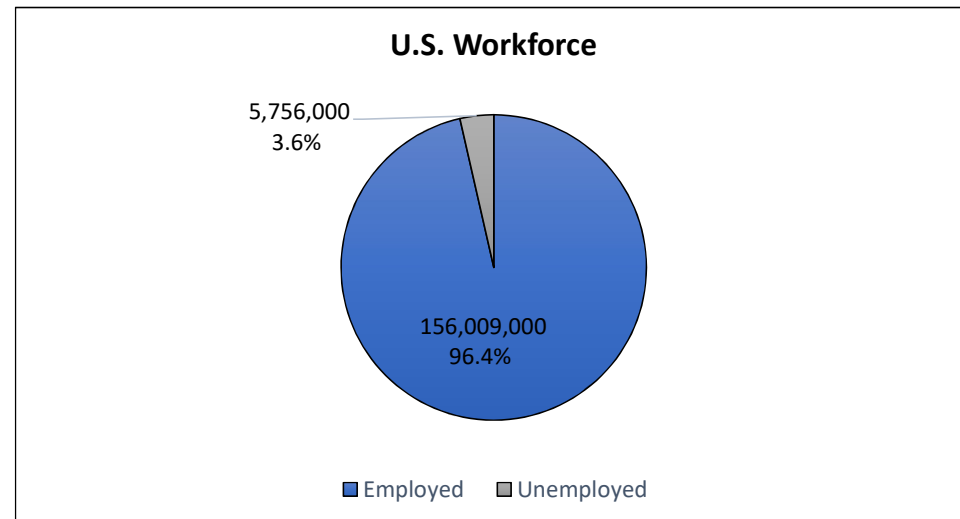
Workforce



2018 Workforce By Month

Month	U.S. Not Seasonally Adjusted			Arkansas Not Seasonally Adjusted			Faulkner County Not Seasonally Adjusted			Conway Not Seasonally Adjusted		
	Civilian Labor Force	Number Employed	Number Unemployed	Civilian Labor Force	Number Employed	Number Unemployed	Civilian Labor Force	Number Employed	Number Unemployed	Civilian Labor Force	Number Employed	Number Unemployed
January	160,037,000	152,848,000	7,189,000	1,326,319	1,268,424	57,895	60,066	57,758	2,308	32,899	31,661	1,238
February	161,494,000	154,403,000	7,091,000	1,342,068	1,285,294	56,774	60,781	58,443	2,338	33,729	32,037	1,242
March	161,548,000	154,877,000	6,671,000	1,349,290	1,296,850	52,440	61,112	59,006	2,106	33,440	32,345	1,095
April	161,280,000	155,348,000	5,932,000	1,347,998	1,302,140	45,858	60,765	58,921	1,844	33,256	32,299	957
May	161,765,000	156,009,000	5,756,000	1,349,338	1,301,795	47,543	60,904	58,957	1,947	33,368	32,319	1,049
June												
July												
August												
September												
October												
November												
December												

12 Mo. Average



Sources: Arkansas Department of Workforce Services
 Date Published: 6/28/2018
 Data Collected by: Corey Parks and Isaac Sims

