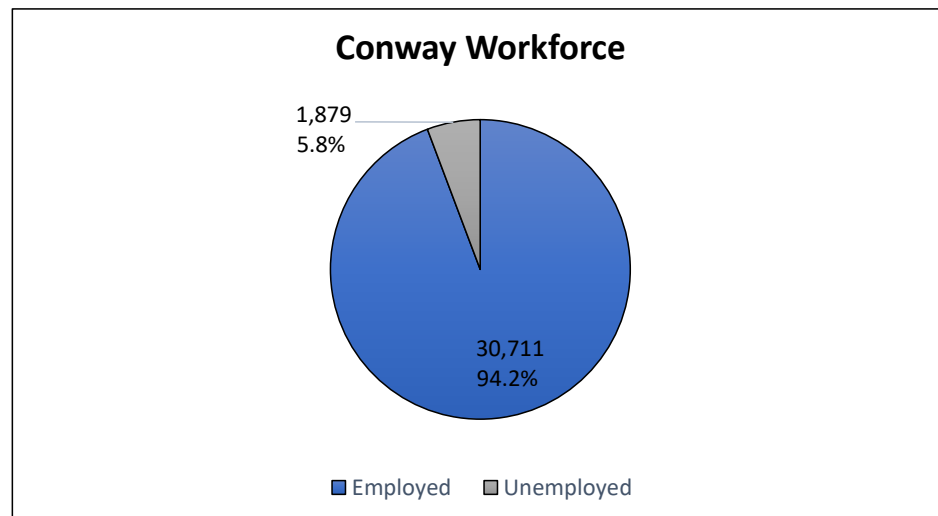
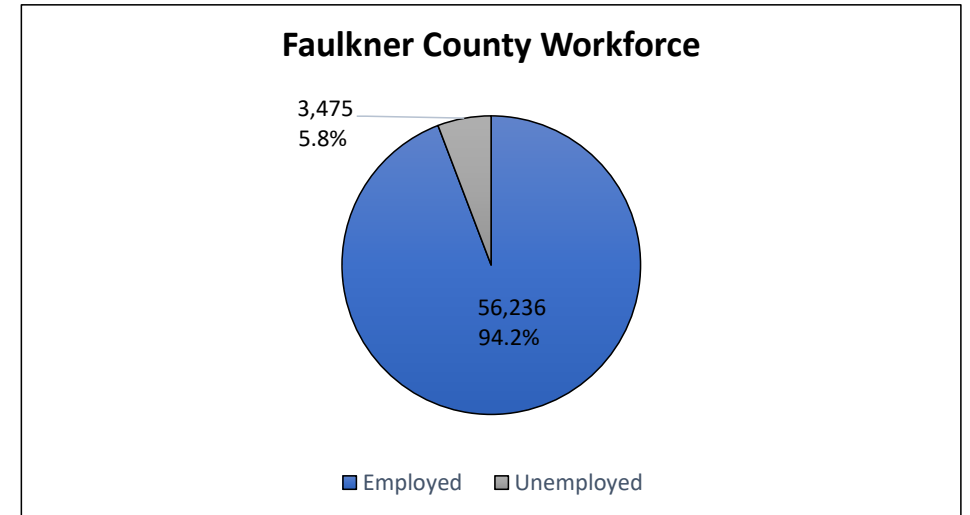
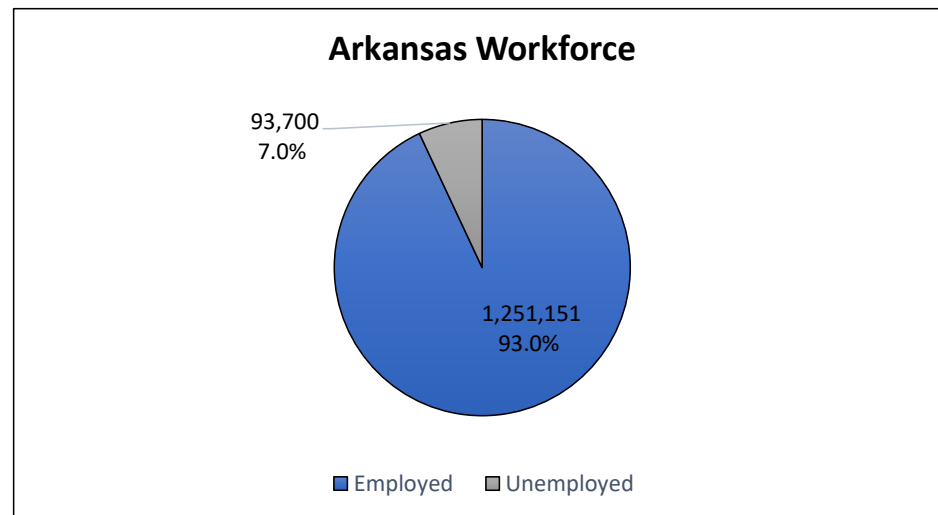
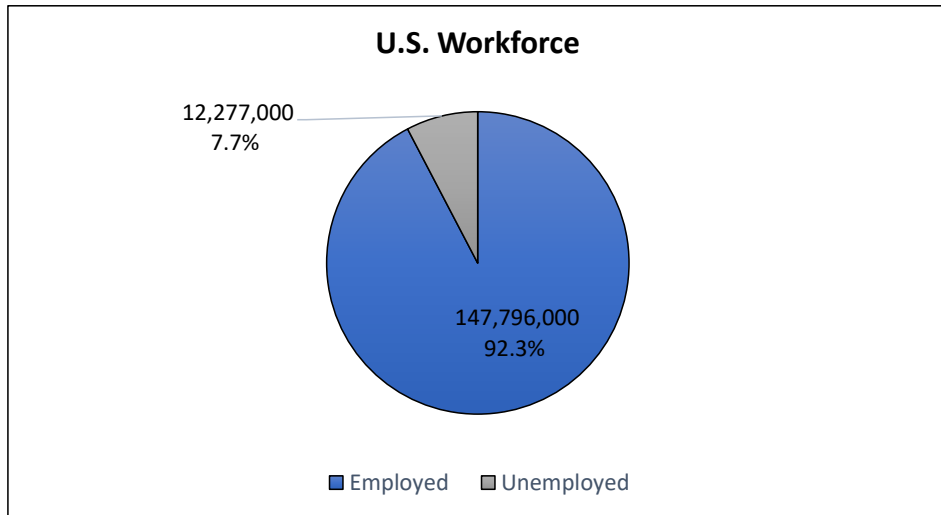


Workforce

2020 Workforce By Month

| Month | U.S. Not Seasonally Adjusted | | | Arkansas Not Seasonally Adjusted | | | Faulkner County Not Seasonally Adjusted | | | Conway Not Seasonally Adjusted | | |
|-----------------------|------------------------------|--------------------|-------------------|----------------------------------|------------------|-------------------|---|-----------------|-------------------|--------------------------------|-----------------|-------------------|
| | Civilian Labor Force | Number Employed | Number Unemployed | Civilian Labor Force | Number Employed | Number Unemployed | Civilian Labor Force | Number Employed | Number Unemployed | Civilian Labor Force | Number Employed | Number Unemployed |
| January | 163,497,000 | 156,994,000 | 6,504,000 | 1,350,711 | 1,295,198 | 55,513 | 61,559 | 59,407 | 2,152 | 33,608 | 32,443 | 1,165 |
| February | 164,235,000 | 158,017,000 | 6,218,000 | 1,363,390 | 1,309,672 | 53,718 | 61,827 | 59,751 | 2,076 | 33,728 | 32,631 | 1,097 |
| March | 162,537,000 | 155,167,000 | 7,370,000 | 1,378,026 | 1,311,083 | 66,943 | 62,110 | 59,495 | 2,615 | 33,891 | 32,491 | 1,400 |
| April | 155,830,000 | 133,326,000 | 22,504,000 | 1,309,020 | 1,174,337 | 134,683 | 59,805 | 53,364 | 6,441 | 32,989 | 29,143 | 3,846 |
| May | 157,975,000 | 137,461,000 | 20,514,000 | 1,349,503 | 1,222,416 | 127,087 | 61,220 | 55,554 | 5,666 | 33,671 | 30,279 | 3,367 |
| June | 159,932,000 | 142,182,000 | 17,500,000 | 1,331,793 | 1,220,682 | 111,111 | 60,070 | 55,428 | 4,642 | 32,976 | 30,270 | 2,706 |
| July | 161,374,000 | 144,492,000 | 16,882,000 | 1,322,768 | 1,223,776 | 98,992 | 59,418 | 55,400 | 4,018 | 32,565 | 30,255 | 2,310 |
| August | 160,966,000 | 147,224,000 | 13,742,000 | 1,345,569 | 1,216,018 | 99,551 | 59,963 | 56,226 | 3,737 | 32,706 | 30,706 | 2,000 |
| September | 160,073,000 | 147,796,000 | 12,277,000 | 1,344,851 | 1,251,151 | 93,700 | 59,711 | 56,236 | 3,475 | 32,590 | 30,711 | 1,879 |
| October | 161,053,000 | 150,433,000 | 10,620,000 | 1,330,991 | 1,255,202 | 75,789 | 58,965 | 56,095 | 2,870 | 32,164 | 30,634 | 1,530 |
| November | 160,468,000 | 150,203,000 | 10,264,000 | 1,323,556 | 1,247,932 | 75,624 | | | | | | |
| December | | | | | | | | | | | | |
| 12 Mo. Average | 160,721,818 | 147,572,273 | 13,126,818 | 1,340,925 | 1,247,952 | 90,246 | 60,465 | 56,696 | 3,769 | 33,089 | 30,956 | 2,130 |



Sources: Arkansas Department of Workforce Services
 Date Published: 12/18/2020
 Data Collected by: Corey Parks and Isaac Sims

